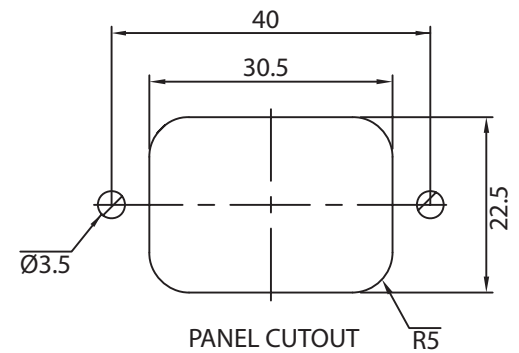
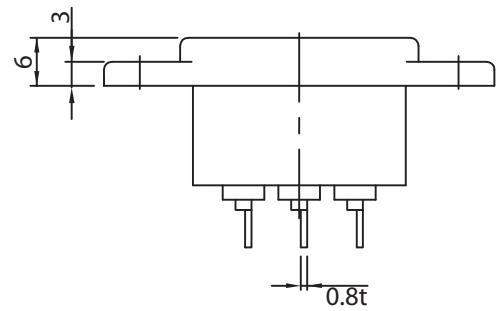
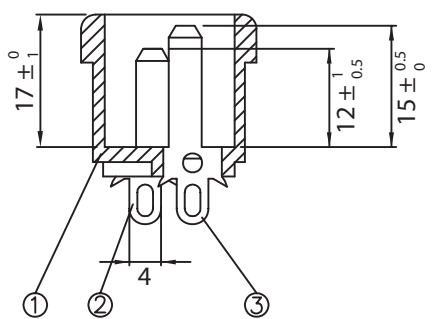
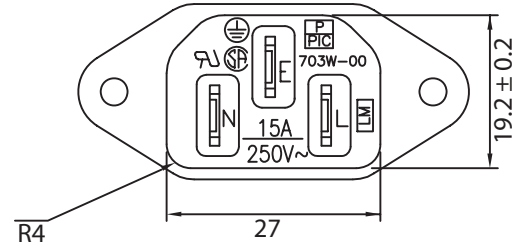
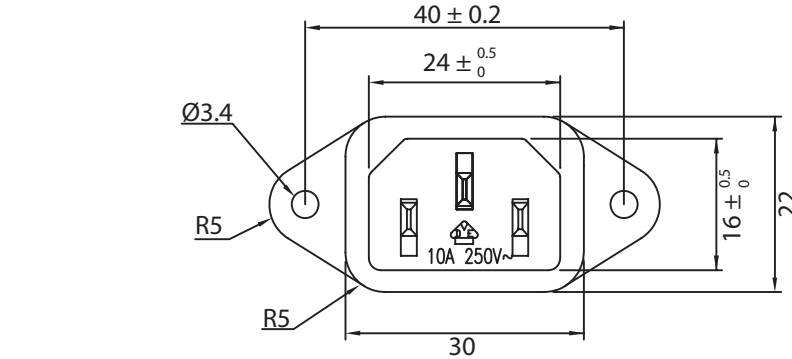


THESE DRAWINGS ARE THE PROPERTY OF QUALTEK ELECTRONICS AND NOT TO BE REPRODUCED FOR OR COMMUNICATED TO A THIRD PARTY WITHOUT THE EXPRESS WRITTEN PERMISSION OF AN OFFICER OF QUALTEK ELECTRONICS.

REVISION			
REV.	DESCRIPTION	DATE	APPROVED
B	RoHS Compliancy	06-01-06	DP
C	Updated Specifications	02-15-08	DP



CONTROLLED

NOTES:

MATERIAL:

HOUSING: THERMOPLASTIC
TERMINAL: COPPER ALLOY

RATING:

UL, CSA: 15A 250V AC
VDE: 10A 250V AC

INSULATION RESISTANCE: OVER 100 OHM 500V DC

DIELECTRIC STRENGTH: 2000V AC ONE MINUTE

APPROVALS: UL, CSA, VDE

NONCOUNTERSINK

RoHS COMPLIANT

3	Soldering PIN Brass Strip t=2mm Ni-Plated	1
2	Contact PIN Brass Strip t=2mm Tin-Plated	2
1	Body Insulator PBT Black Color	1

Dim range (mm)	Tolerance +/- (mm)	Qualtek Electronics Corp. PPC DIVISION		
		Part Number: 703W-00/02 RoHS Compliant		
0-1	0.15	Description: AC RECEPTACLE		
1-6	0.20			
6-18	0.30		UNIT: mm	REV. C
18-50	0.50			
50-120	0.70	Drawn / Date	Checked / Date	Approved / Date
120-250	0.90	B.ZHANG 08-27-02	08-27-02	JJH / 08-27-02
250-500	1.20			